

# DPCDSB Parent/Guardian & Student Guide to Brightspace by D2L



# Welcome to Brightspace by D2L




**Brightspace is your child's link to digital resources and learning.**

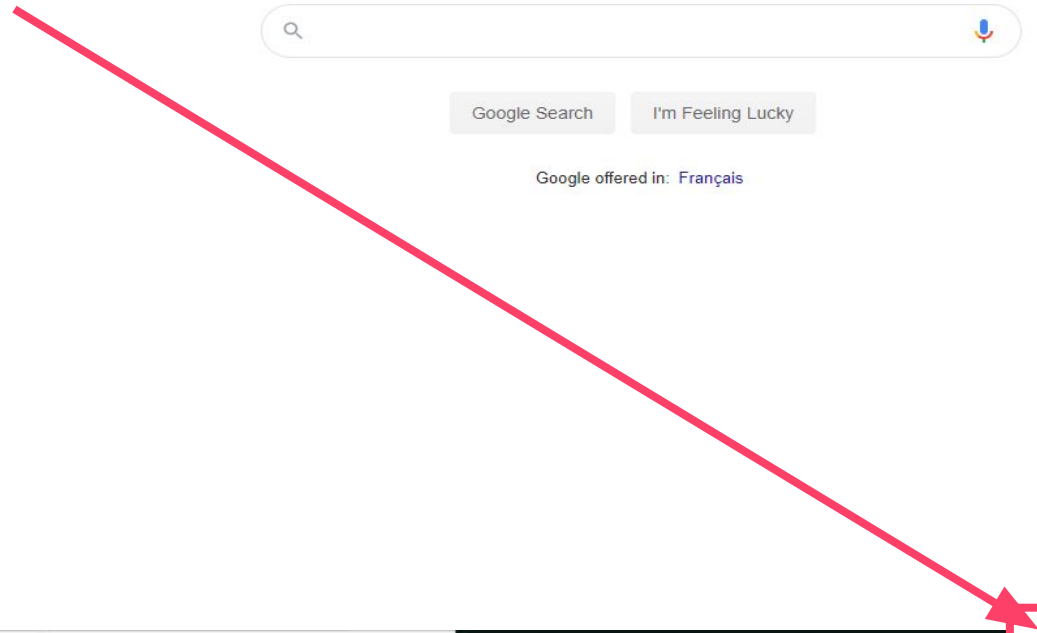
**Teachers can share lessons, content, assignments, announcements, videos, calendar events, feedback and much more in the Brightspace course environment.**

# Getting Started

Launch your Google Chrome Browser by clicking on it.



Google offered in: Français

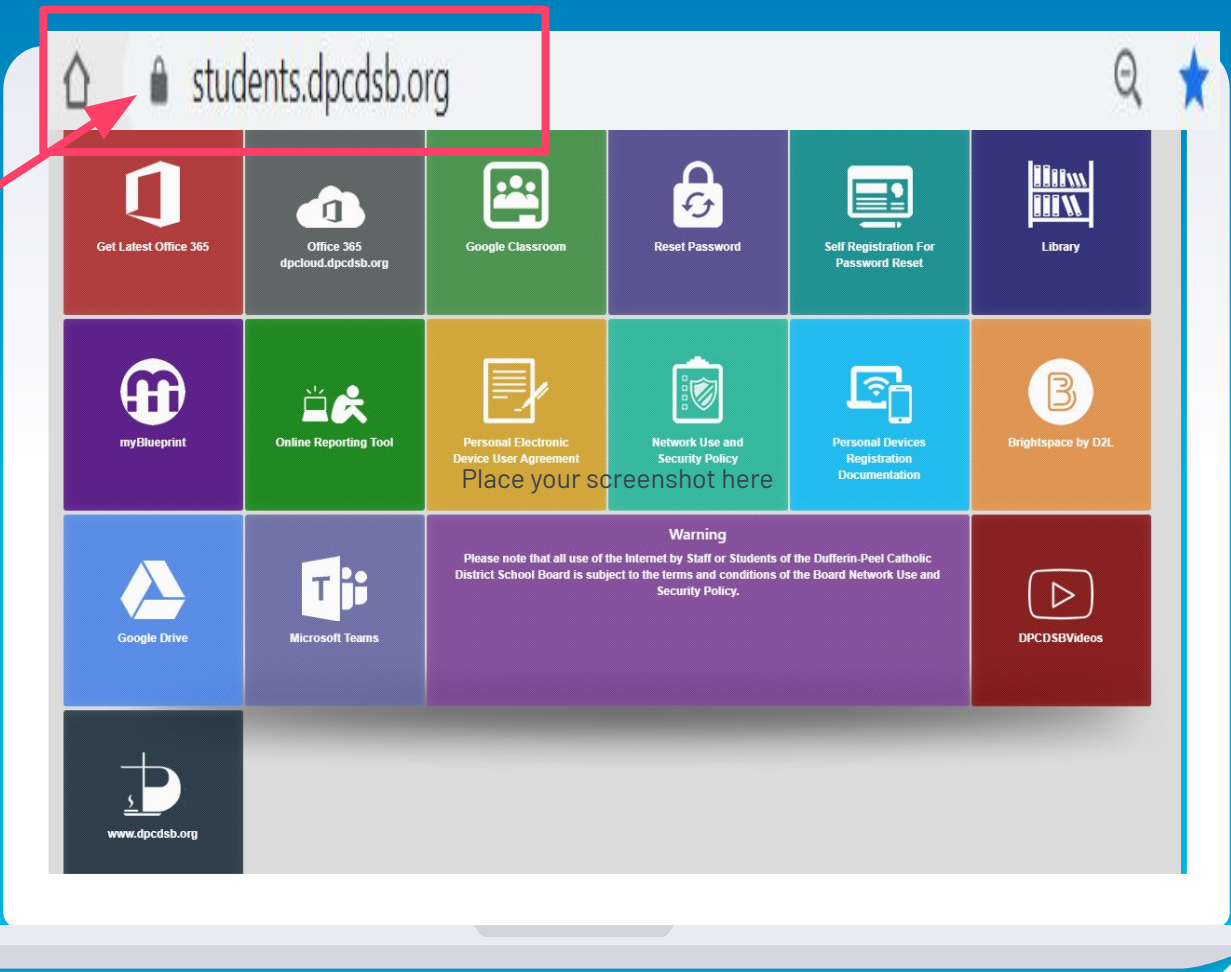


Type here to search



# "Google" DPCDSB Student Dashboard

Or, type  
**students.dpcdsb.org**  
in your browser





students.dpcdsb.org




Get Latest Office 365



Office 365  
dpcloud.dpcdsb.org



Google Classroom



Reset Password



Self Registration For  
Password Reset




Library



myBlueprint



Online Reporting Tool



Personal Electronic  
Device User Agreement



Network Use and  
Security Policy



Personal Devices  
Registration  
Documentation



Brightspace by D2L



Google Drive



Microsoft Teams

**Warning**

Please note that all use of the Internet by Staff or Students of the Dufferin-Peel Catholic District School Board is subject to the terms and conditions of the Board Network Use and Security Policy.



DPCDSBVideos



www.dpcdsb.org

**Click on the "Brightspace" tile**



Dufferin-Peel Catholic  
District School Board

# Enter student number and your unique password



Sign in with your organizational account

Then click "Sign in"

Click on the "Select a Course" Waffle to find your course.

Extraordinary Lives Start With a Great Catholic Education

Select a course...

DP PD Day Online Learning... DP Self-Registr... Support Portal D2L Help For st... Digital Toolkit Course Order

Dufferin Peel Catholic District School Board eLearning  
K.MacDougall

Catholic Education Week 2019 - May 5th - 10th

Dufferin-Peel Catholic District School Board

Extraordinary Lives Start With a Great Catholic Education

Slide 1 Google Slides

From the drop-down menu, select your course by clicking on it.

Extraordinary Lives Start  
With a Great Catholic Education

Select a course...

Ms. Teacher's FDK Class - JK/SK-B-01-JrMs\_MacDougall\_Kinderergarten\_Space\_1920

Ms. Teacher's FDK Class - JK/SK-B-01-JrMs\_MacDougall\_Kinderergarten\_Space\_1920

My Blueprint

## Dufferin Peel Catholic District School Board eLearning test1

Catholic Education Week 2019 - May 5th - 10th

**Catholic Education Week May 3rd - 8th 2020**

**IGNITING HOPE**  
CATHOLIC EDUCATION WEEK  
MAY 3 - MAY 8, 2020

**Igniting Hope / Allumer la flamme de l'espérance**

*"May the God of hope fill you with all joy and peace in believing, so that you may abound in hope by the power of the Holy Spirit." (Romans 15:13)*

Google Slides



You have now arrived in your Brightspace Course.

The screenshot shows a Brightspace course interface. At the top, there is a navigation bar with the Dufferin-Peel Catholic District School Board logo, the course name 'Ms. Teacher's FDK Class', and utility icons for grid, email, chat, notifications, impersonation (test 1), and settings. Below this is a main menu with icons and labels for Course Home, Calendar, Content, Classlist, Discussions, Locker, and Bookflix. A large banner image shows hands using a dot marker on a craft project, with the text 'Ms. Teacher's FDK Class' overlaid. The main content area is divided into two columns. The left column has an 'Announcements' section with a dropdown arrow, containing a post titled 'Welcome to our digital class!' posted on Apr 2, 2020 at 3:31 PM. The post includes a sun icon and the text: 'Hello Everyone, I look forward to working with you in our digital course space.' The right column has an 'Activity Feed' section with a dropdown arrow, containing a 'Latest Posts' section. A post by K. MacDougall from Apr 2, 2020, contains the text: 'Please see the mPower information linked below that will help you to connect with their great interactive activities.' Below the text is a logo for 'two + mPower'.

Ms. Teacher's FDK Class

Course Home Calendar Content Classlist Discussions Locker Bookflix

Ms. Teacher's FDK Class

Announcements

Welcome to our digital class!

Posted Apr 2, 2020 3:31 PM

Hello Everyone,  
I look forward to working with you in our digital course space.

Activity Feed

Latest Posts

K. MacDougall • Apr 2, 2020

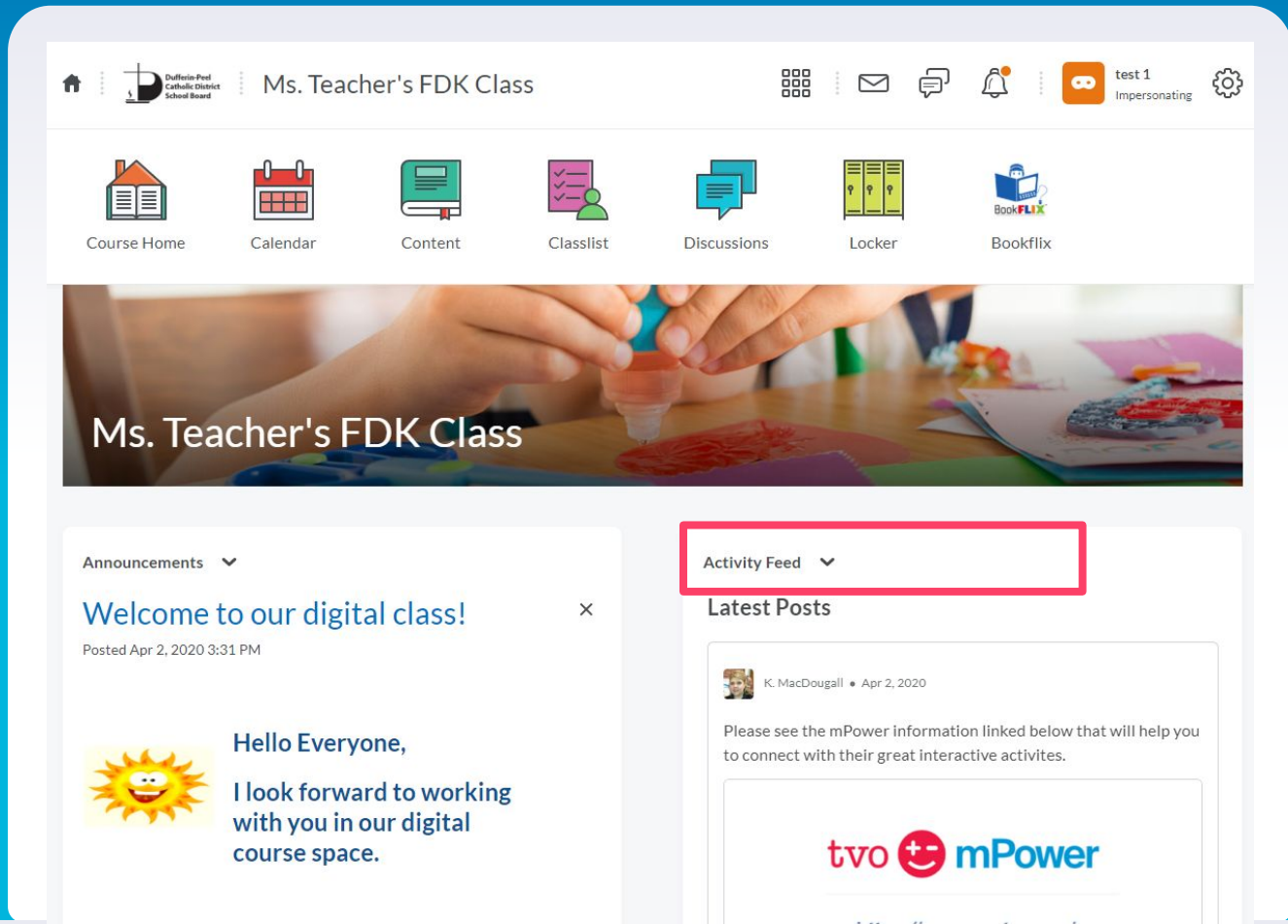
Please see the mPower information linked below that will help you to connect with their great interactive activities.

two + mPower

Check the  
“Announcements”  
widget for  
messages, links and  
activities from your  
teacher

The screenshot shows a digital classroom interface for "Ms. Teacher's FDK Class". At the top, there is a navigation bar with a home icon, the Dufferin-Peel Catholic District School Board logo, the class name, and several utility icons including a grid, envelope, speech bubble, bell, impersonating status, and a gear. Below this is a row of seven main navigation icons: Course Home (house), Calendar (calendar), Content (book), Classlist (checklist), Discussions (speech bubbles), Locker (lockers), and Bookflix (book). A large banner image shows hands using a glue dispenser on a craft project, with the text "Ms. Teacher's FDK Class" overlaid. Below the banner are two main content areas. The left area is titled "Announcements" (highlighted with a red box) and contains a post: "Welcome to our digital class!" posted on Apr 2, 2020 at 3:31 PM. The post includes a sun icon and the text: "Hello Everyone, I look forward to working with you in our digital course space." The right area is titled "Activity Feed" and shows "Latest Posts" from K. MacDougall on Apr 2, 2020. The post text says: "Please see the mPower information linked below that will help you to connect with their great interactive activities." Below the text is a logo for "tvo mPower".

The "Activity" feed may contain links, video messages or assignments for you to investigate.



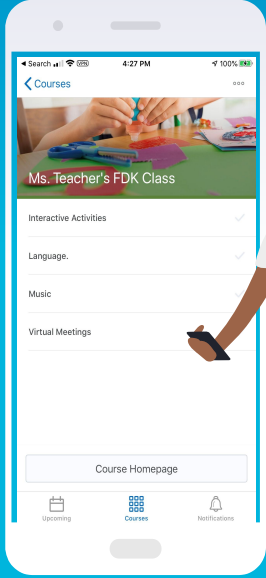
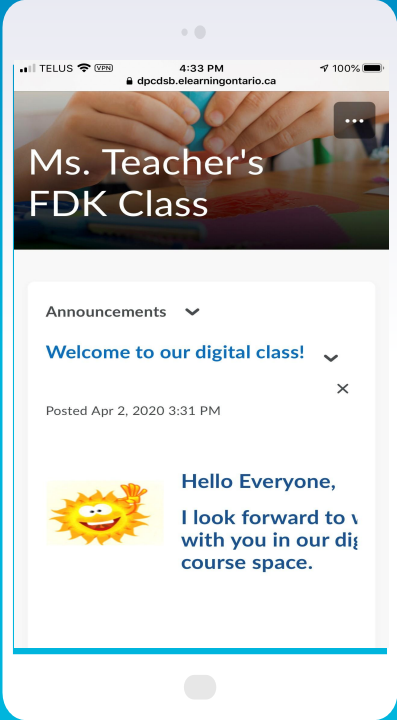
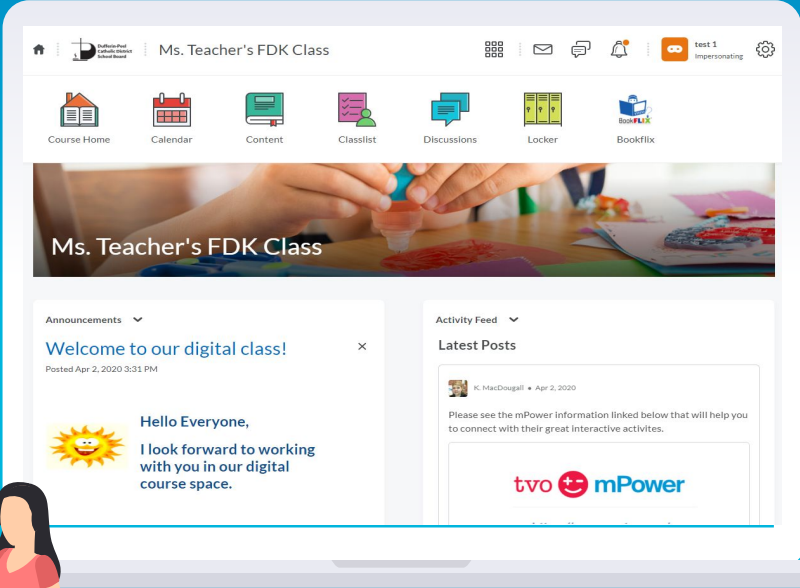
The 'Navigation bar' will connect you to other important places in your course such as the Calendar, Content, Discussions and your Locker.

The screenshot shows a digital classroom interface for 'Ms. Teacher's FDK Class'. At the top, there is a header with the school logo (Duffin-Peel Catholic District School Board), the class name, and several utility icons (grid, mail, chat, notifications, impersonating, settings). Below the header is a navigation bar highlighted with a red border, containing seven icons and labels: Course Home (house icon), Calendar (calendar icon), Content (book icon), Classlist (list icon), Discussions (speech bubbles icon), Locker (lockers icon), and Bookflix (book icon). Below the navigation bar is a banner image of hands working on a craft project, with the text 'Ms. Teacher's FDK Class' overlaid. The main content area is divided into two columns. The left column is titled 'Announcements' and features a post from 'Welcome to our digital class!' posted on Apr 2, 2020 at 3:31 PM. The post includes a sun emoji and the text: 'Hello Everyone, I look forward to working with you in our digital course space.' The right column is titled 'Activity Feed' and features a post from 'K. MacDougall' dated Apr 2, 2020. The post text says: 'Please see the mPower information linked below that will help you to connect with their great interactive activities.' Below the text is an image of the 'tvo mPower' logo.

To return to the homepage of your course click on “Course Home”

The screenshot shows a digital course homepage for "Ms. Teacher's FDK Class". At the top, there is a navigation bar with a home icon, the Dufferin-Peel Catholic District School Board logo, the course name, and several utility icons (grid, envelope, speech bubble, bell, impersonating user, settings). Below this is a row of seven main navigation buttons: "Course Home" (highlighted with a red box and a red arrow), "Calendar", "Content", "Classlist", "Discussions", "Locker", and "Bookflix". The main content area features a banner image of hands working on a craft project with the text "Ms. Teacher's FDK Class". Below the banner are two columns: "Announcements" and "Activity Feed". The "Announcements" section contains a post titled "Welcome to our digital class!" posted on Apr 2, 2020, with a sun icon and the text "Hello Everyone, I look forward to working with you in our digital course space." The "Activity Feed" section shows "Latest Posts" with a post by K. MacDougall from Apr 2, 2020, mentioning "mPower" information and including a logo for "tvo + mPower".

# Courses can be accessed from a computer, chromebook, tablet or phone (iOs or Android)



**Pro Tip:** Download the D2L Pulse App from Google Play store or the Apple App Store if you are using a tablet or handheld device.



When you are finished working in your course remember to log out.

Click on your name, and then click on “log Out” from the dropdown menu.

